

CBX065X18Fx10

X-Pol / 65° Az / 16.2 dBi

Wideband X-Pol



Electrical Specifications	695-896 MHz	
	Frequency:	695-806 MHz
Gain:	15.6 dBi (13.5 dBd)	16.2 dBi (14.1 dBd)
Input Impedance:	50 ohms	
VSWR:	< 1.3:1	
Polarization:	X-Pol	
Electrical Downtilt (x):	0°, 4°, 6° *	
Azimuth Beamwidth:	65°	62°
Elevation Beamwidth:	13°	11.5°
1st Upper Sidelobe:	<-20 dB typical	
Front to Back Ratio:	>30 dB	
Inter-Port Isolation:	>25 dB	
Intermodulation:	<-153 dBc 3rd order for 20 W carriers	
Input Power:	2 x 750W	
Connector Type / Location:	2 x 7/16 DIN Female / Back **	
Operating Temperature:	-40°F (-40°C) to +140°F (+60°C)	

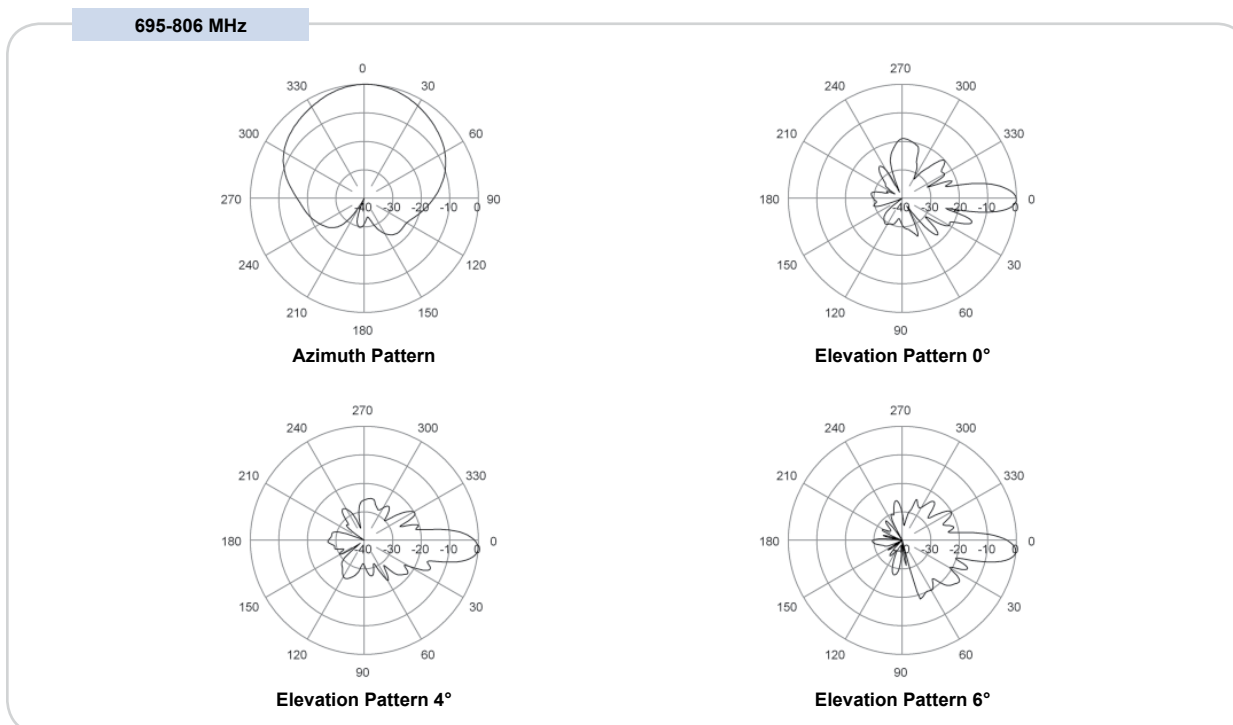
Mechanical Specifications		
Survival Wind Speed:	200 mph (321 km/h; 89 m/s)	
Wind Loads (100mph; 160km/h; 45m/s):	153 lbf (681 N)	91 lbf (403 N)
Antenna Weight and Dims (LxWxD):	27.0 lbs (12.2 kg) 72.0 x 12.0 x 7.1 in. (1829 x 305 x 180 mm)	

Mounting Kit Options		
Pole Mounting Kit:	MKS04P01	Weight: 6.4 lbs (2.9 kg)
Scissor Tilt Mounting Kit:	MKS04T03	Weight: 9.0 lbs (4.1 kg)

* Additional electrical downtilt options are available upon request.

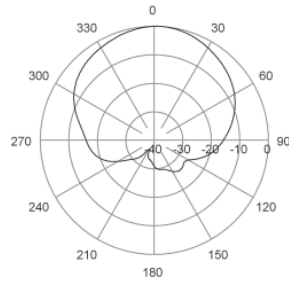
** Bottom feed connection is also available by request.

Typical Patterns:

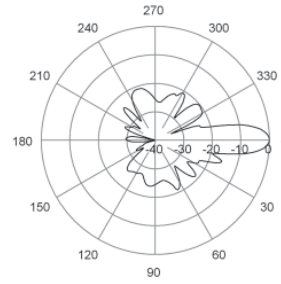


Typical Patterns (continued) - CBX065X18Fx10

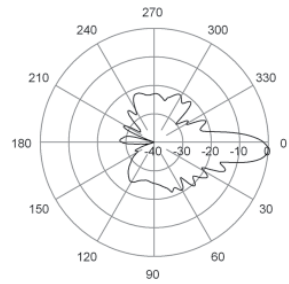
806-896 MHz



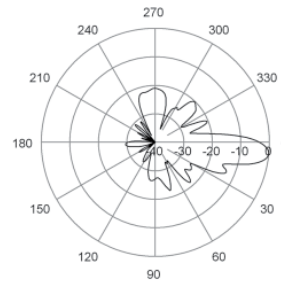
Azimuth Pattern



Elevation Pattern 0°



Elevation Pattern 4°



Elevation Pattern 6°